



District Report Card: 2017


State: Delhi	District: New Delhi
Class: 5	Subject: Language
Schools: 54	Students: 1417


Participation/Coverage


Students

<div>GENDER</div> <div></div>	Boys		Girls	
	Number	%	Number	%
	739	52.15	678	47.85

<div>AREA</div> <div></div>	Rural		Urban	
	Number	%	Number	%
	0	0.00	1417	100.00

<div>CATEGORY</div> <div></div>	SC		ST		OBC		GEN	
	Number	%	Number	%	Number	%	Number	%
	257	18.14	8	0.56	71	5.01	1081	76.29

<div>CWSN</div> <div></div>	LD	VI	HI	S&LD	ID	Oth
	0	0	0	0	1	10

<div>Management</div> <div></div>	Government		Government-aided	
	Number	%	Number	%
	958	67.61	459	32.39

Average Performance of Students in Language (%)

Overall	Gender		Area		Management		Social Group			
	Male	Female	Rural	Urban	Govt.	Aided	SC	ST	OBC	GEN
54.22	51.52	57.16	0.00	54.22	54.41	53.81	53.07	61.67	55.96	54.32

Performance on Learning Outcomes (LOs)

Learning Outcomes	Description	Average Performance(%)
L504	Reads and comprehends independently storybooks, news items/ headlines, advertisements etc.	52.17
L508	Reads text with comprehension, locates details and sequence of events	55.24

Range of Performance of Students who Answered Correctly							
Below 30%		30% - 50%		50% - 75%		Above 75%	
Number	%	Number	%	Number	%	Number	%
241	17.01	386	27.24	507	35.78	283	19.97

Lowest Performing Learning Outcomes (LOs)

- 1 - Reads and comprehends independently storybooks, news items/ headlines, advertisements etc. (52.17)
- 2 - Reads text with comprehension, locates details and sequence of events (55.24)